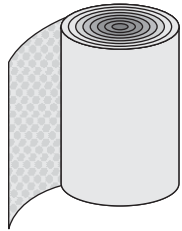


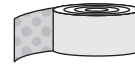
WATER HEATER BLANKET KIT: R-4.5 (60 Gallon Tank)

INSTALLATION APPLICATION

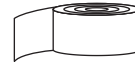


- (1) 5' x 8' Foil Single Bubble Poly Hot Water Jacket

Kit Includes:



- (3) 2" x 8' foil Bubble rFOIL™ Spacer

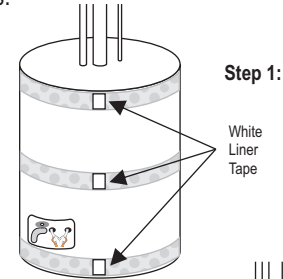


- (1) 2" x 6' White Liner Tape

"Consult the manufacturer of your water heater to confirm any necessary safety precautions before installing the Water Heater Blanket. Always use caution when working in the vicinity of power lines, electrical wiring, outlets and inlets.

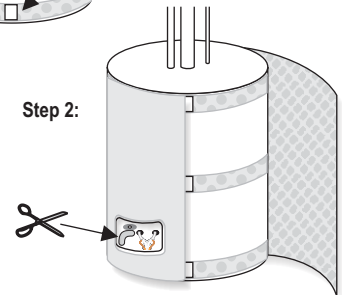
Step 1:

- 1) Wrap a 2" spacer around the top, middle, and bottom of your Hot Water Heater 2' apart. Tape the ends together with a 2" strip of White Liner Tape.



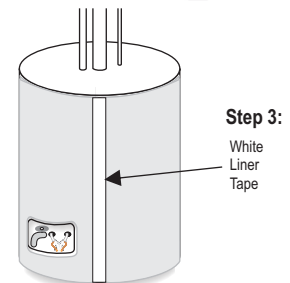
Step 2:

- 2) Measure the circumference of your Hot Water Heater and trim the 8' end of the rFoil sheet accordingly.



Step 3:

- 3) Wrap the remaining rFOIL™ sheet around the top half of the tank. Butt the seam and seal it with a strip of White Liner Tape.



NOTE: ELECTRIC WATER HEATERS

Insulation should be kept away from the thermostat and the access panel of the electric elements.

NOTE: GAS WATER HEATERS

Do not insulate the combustion chamber area (pilot light area) of the water heater. Be careful not to block the gas inlet and outlet or the adjustment valve. Leave approximately 3" (75mm) of space around the exhaust and the water heater. Allow for plenty of ventilation.

- a) Check local building codes for compliance before installation. This installation sheet is intended solely to illustrate the proper location and placement of rFOIL™ Reflective Insulation products in specific constructions applications. They are not intended to illustrate proper construction methods (which is ultimately the responsibility of the builder or contractor). The installation instructions are only recommendations relating to the location and placement of rFOIL™ Reflective Insulation products and rFOIL™ makes no claims that these construction systems are universally accurate.
- b) All warranties are void if rFOIL™ Reflective Insulation products are used in exterior applications, or in non-enclosed systems or buildings.
- c) Exercise caution when using rFOIL™ Reflective Insulation products near and around electrical wiring and devices.



279 Humberline Drive Etobicoke, ON M9W 5T6
 Call Toll Free: 1-800-837-8961 Local: 416-798-1340
 Fax: 416-798-1342 Email: sales@rfoil.com
Visit our Website: www.rfoil.com

Published: June 30, 2013

